

Scaled data based on original data using
LM-79-08 Approved Method: Electrical and Photometric Measurements of Solid-
State Lighting Products

Test Report Prepared for
Cooper Lighting Solutions
(formerly Eaton)

Brand: McGRAW-EDISON

Report Number: P228759

Luminaire Tested: **ISS-AF-1200-LED-E1-RW-7030**

Issue Date: 3/3/2020

Test Information

Test Method: LM-79-08
Report Number: P228759
TEST IS SCALED FROM IESNA LM-79-08 TEST DATA (P29765)
Test Lab: INNOVATION CENTER-P2
Issue Date: 3/3/2020
Manufacturer: COOPER LIGHTING SOLUTIONS (FORMERLY EATON)
Product Line: MCGRAW-EDISON
Catalog Number: ISS-AF-1200-LED-E1-RW-7030
Description: IMPACT ELITE LED QUATER SPHERE LUMINAIRE
LIGHT SQUARE WITH ACCULED OPTICS-RECTANGULAR WIDE TYPE I
Light Source: (16) 3000K CCT, 70 CRI LEDs
Ballast/Driver: ELECTRONIC DRIVER

Summary

Lumens per Lamp: N/A
Luminaire Lumens: 5810 lumens
Efficiency: N/A
Efficacy: 88.0 lumens/watt
Luminous Opening: Rectangular (W 0.5' x L: 0.5' x H: 0')
IES Classification: Type II - Medium - Full Cutoff
BUG Rating: B2 - U0 - G2

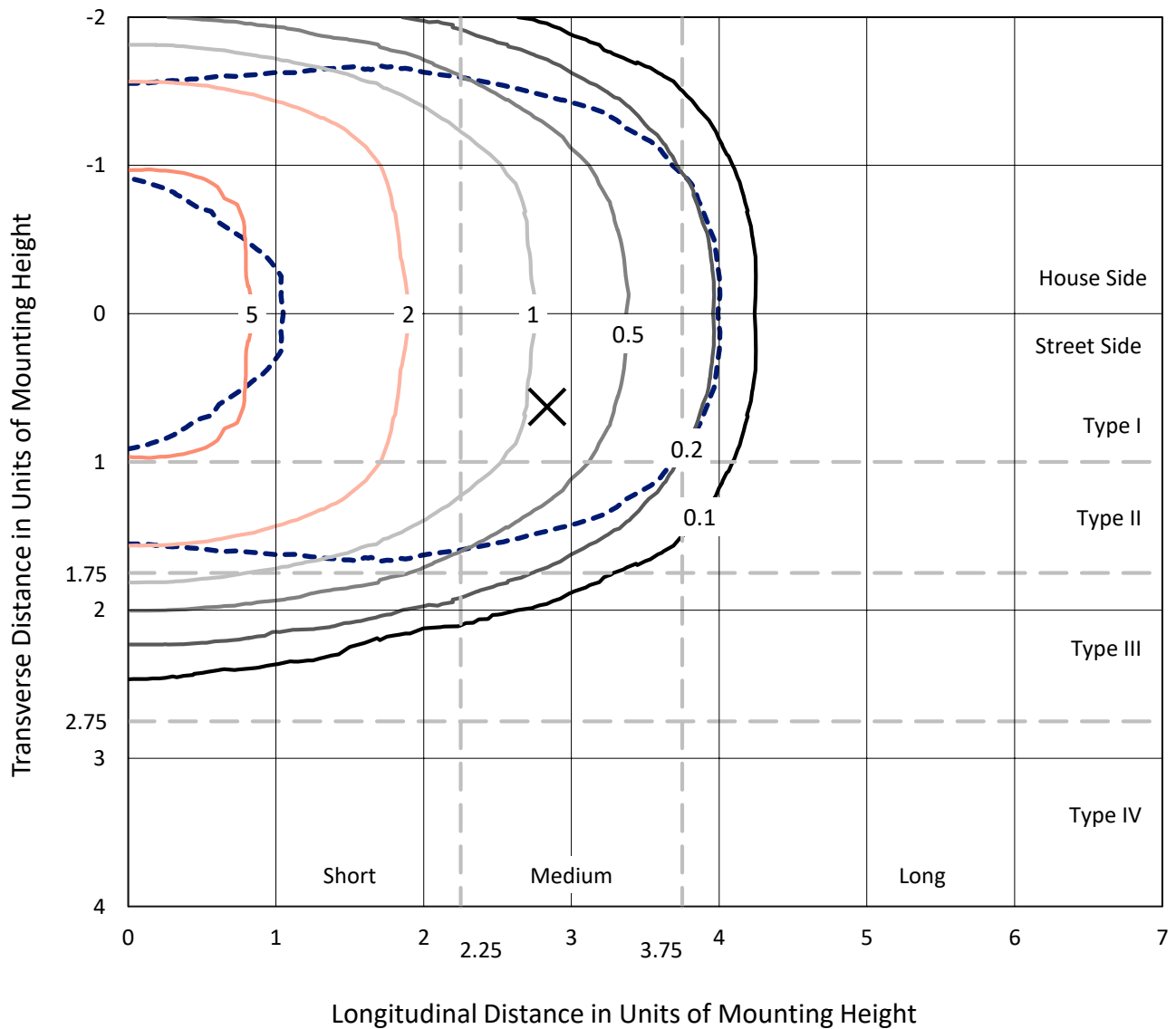
Input Watts (W): 66
Input Voltage (V): 120
Input Current (Ain): NR
Voltage Rise (V): NR
Power Factor: NR
Total Harmonic Distortion (THDi): NR
Frequency (hertz): 60
Stabilization Time: NR
Operation Time: NR
Ambient Temperature (°C): NR
Test Distance: 25 FT



REPORT NUMBER: P228759
 CATALOG NUMBER: ISS-AF-1200-LED-E1-RW-7030

Iso-Footcandle Lines of Horizontal Illumination

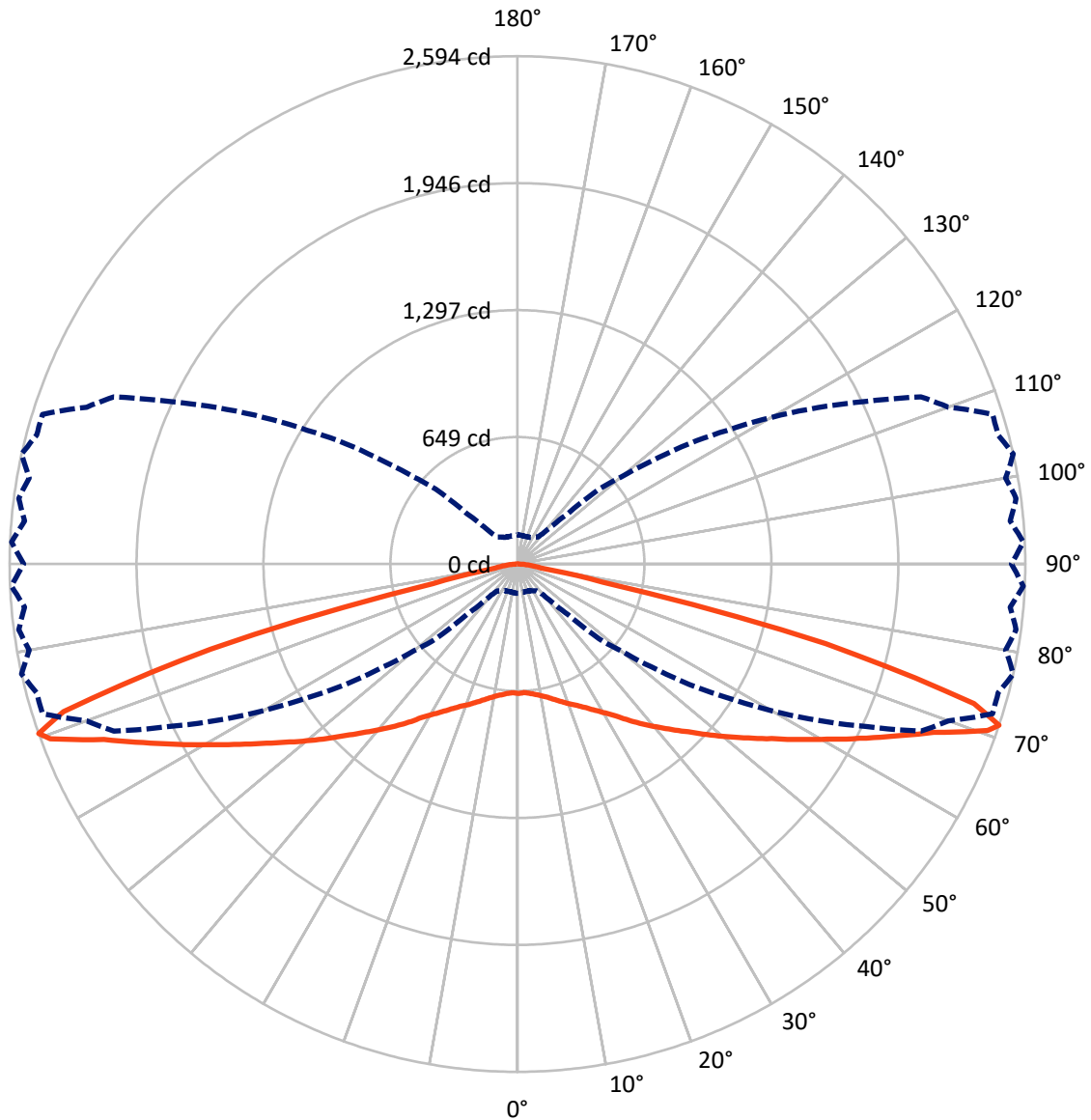
× Max cd
 - - - 1/2 Max cd



Based on 10 foot mounting height. Maximum calculated value = 6.8 fc
 Type II - Medium - Full Cutoff

REPORT NUMBER: P228759
CATALOG NUMBER: ISS-AF-1200-LED-E1-RW-7030

Luminous Intensity Polar Plot



— Vertical Plane Through 77.5-Deg Lateral - - - Horizontal Cone Through 71-Deg Vertical

REPORT NUMBER: P228759

CATALOG NUMBER: ISS-AF-1200-LED-E1-RW-7030

FLUX DISTRIBUTION:

		Downward	Upward	Total
House Side	Lumens	2905.0	0.0	2905.0
	% Fixture	50.0	0.0	50.0
Street Side	Lumens	2905.0	0.0	2905.0
	% Fixture	50.0	0.0	50.0
Total	Lumens	5810.0	0.0	5810.0
	% Fixture	100.0	0.0	100.0

Coefficient of Utilization

ZONAL LUMENS:

Zone	Lumens	% Fixture
0°-10°	63.9	1.1
10°-20°	199.7	3.4
20°-30°	373.7	6.4
30°-40°	650.5	11.2
40°-50°	1061.4	18.3
50°-60°	1464.8	25.2
60°-70°	1389.4	23.9
70°-80°	571.9	9.8
80°-90°	34.6	0.6
90°-100°	0.0	0.0
100°-110°	0.0	0.0
110°-120°	0.0	0.0
120°-130°	0.0	0.0
130°-140°	0.0	0.0
140°-150°	0.0	0.0
150°-160°	0.0	0.0
160°-170°	0.0	0.0
170°-180°	0.0	0.0
0°-90°	5810.0	100.0
0°-180°	5810.0	100.0



REPORT NUMBER: P228759

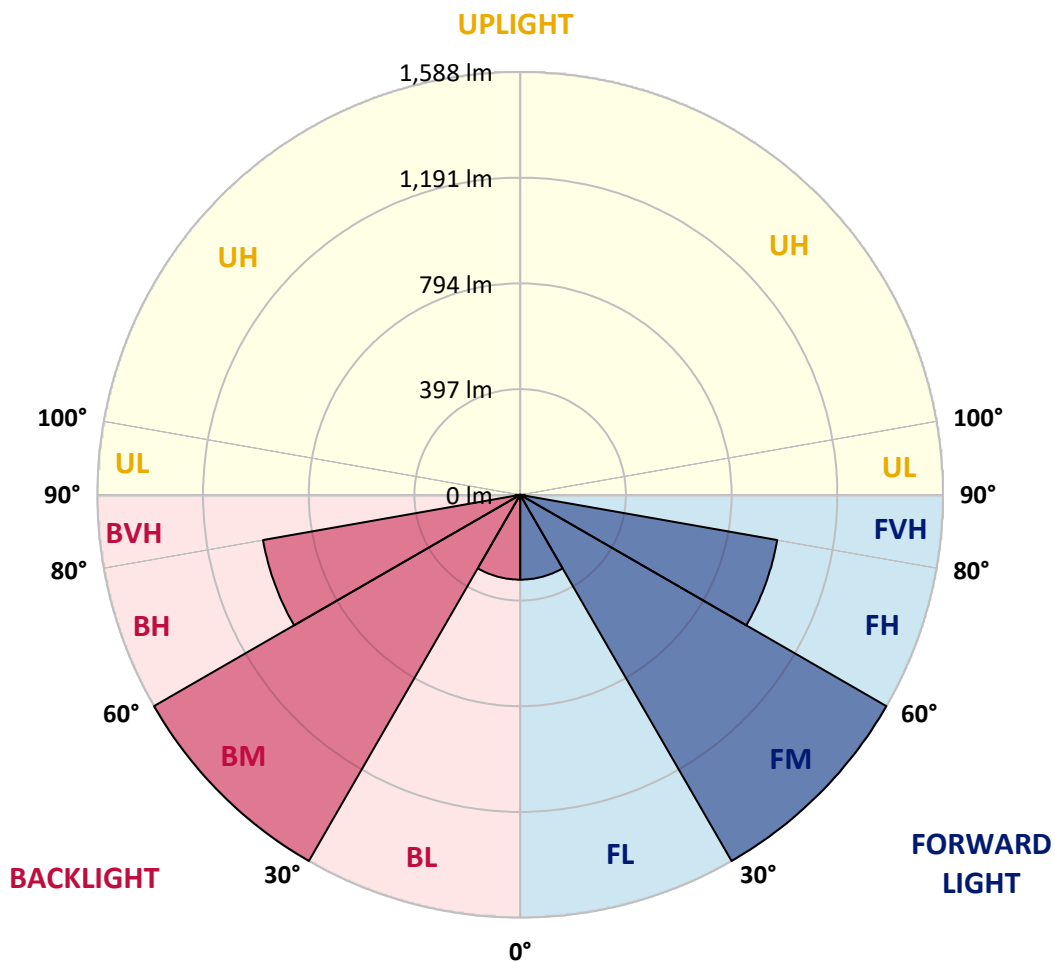
CATALOG NUMBER: ISS-AF-1200-LED-E1-RW-7030

LUMINAIRE CLASSIFICATION SYSTEM LUMEN TABLE AND BUG RATING:

Zone		Lumens	% Fixture	Zone Rating/Lumen Limit		
				B	U	G
FL	(0°-30°)	318.7	5.5			
FM	(30°-60°)	1588.3	27.3			
FH	(60°-80°)	980.7	16.9			G1/1800
FVH	(80°-90°)	17.3	0.3			G1/100
BL	(0°-30°)	318.7	5.5	B1/500		
BM	(30°-60°)	1588.3	27.3	B2/2500		
BH	(60°-80°)	980.7	16.9	B2/1000		G2/1000
BVH	(80°-90°)	17.3	0.3			G1/100
UL	(90°-100°)	0.0	0.0		U0/0	
UH	(100°-180°)	0.0	0.0		U0/0	

BUG Rating: B2-U0-G2

Type II Medium





REPORT NUMBER: P228759

CATALOG NUMBER: ISS-AF-1200-LED-E1-RW-7030

CANDELA DISTRIBUTION (FULL):

	0°	5°	15°	25°	35°	37.5°	40°	42.5°	45°	47.5°	50°
0°	661.6	661.6	661.6	661.6	661.6	661.6	661.6	661.6	661.6	661.6	661.6
2.5°	659.6	657.7	659.6	659.6	661.6	661.6	661.6	661.6	659.6	663.5	663.5
5°	659.6	659.6	661.6	661.6	665.4	669.3	663.5	665.4	667.3	665.4	669.3
7.5°	659.6	659.6	659.6	663.5	669.3	673.1	669.3	671.2	675.0	675.0	678.9
10°	653.9	652.0	655.8	663.5	673.1	678.9	677.0	684.6	682.7	684.6	688.5
12.5°	644.3	644.3	652.0	663.5	680.8	684.6	686.6	690.4	696.2	694.3	700.0
15°	646.2	648.1	655.8	671.2	692.3	696.2	698.1	698.1	707.7	703.9	715.4
17.5°	659.6	661.6	669.3	684.6	709.7	709.7	711.6	715.4	728.9	721.2	736.6
20°	680.8	682.7	690.4	707.7	730.8	728.9	732.7	736.6	753.9	746.2	761.6
22.5°	705.8	709.7	719.3	738.5	763.5	752.0	759.7	767.3	784.7	771.2	792.3
25°	740.4	746.2	755.8	777.0	803.9	790.4	798.1	803.9	823.1	803.9	825.0
27.5°	790.4	794.3	802.0	825.0	848.1	838.5	842.3	846.2	869.3	848.1	871.2
30°	850.0	855.8	863.5	884.7	907.7	892.4	900.0	903.9	923.1	902.0	921.2
32.5°	925.0	930.8	940.4	959.7	978.9	955.8	957.7	963.5	982.7	961.6	982.7
35°	1013.5	1017.4	1030.8	1053.9	1067.4	1030.8	1032.7	1032.7	1057.7	1028.9	1052.0
37.5°	1105.8	1109.7	1125.1	1148.1	1163.5	1123.1	1123.1	1125.1	1148.1	1115.4	1136.6
40°	1202.0	1213.5	1230.8	1253.9	1265.4	1219.3	1223.1	1221.2	1248.1	1209.7	1230.8
42.5°	1298.1	1307.8	1332.8	1359.7	1373.1	1327.0	1328.9	1323.1	1350.1	1309.7	1327.0
45°	1380.8	1388.5	1419.3	1457.8	1478.9	1430.8	1430.8	1430.8	1457.8	1407.8	1428.9
47.5°	1448.1	1453.9	1486.6	1542.4	1577.0	1528.9	1532.8	1525.1	1565.5	1503.9	1532.8
50°	1496.2	1498.2	1540.5	1603.9	1663.5	1619.3	1625.1	1628.9	1667.4	1613.5	1638.5
52.5°	1511.6	1515.5	1563.5	1640.5	1727.0	1698.2	1719.3	1727.0	1761.6	1703.9	1738.5
55°	1457.8	1467.4	1540.5	1653.9	1771.2	1761.6	1786.6	1802.0	1846.2	1798.2	1834.7
57.5°	1277.0	1288.5	1390.5	1577.0	1780.9	1796.2	1830.9	1855.9	1919.3	1890.5	1930.9
60°	1019.3	1028.9	1132.7	1357.8	1659.7	1753.9	1832.8	1903.9	1969.3	1975.1	2027.0
62.5°	700.0	713.5	813.5	1028.9	1396.2	1521.2	1634.7	1752.0	1861.6	1994.3	2061.6
65°	342.3	350.0	434.6	642.3	1025.1	1184.7	1317.4	1482.8	1584.7	1775.1	1884.7
67.5°	188.5	188.5	201.9	267.3	548.1	705.8	848.1	1055.8	1159.7	1394.3	1534.7
70°	157.7	157.7	153.9	163.5	207.7	246.2	319.2	438.5	582.7	819.3	946.2
71°	150.0	148.1	146.2	150.0	167.3	175.0	205.8	269.2	365.4	565.4	690.4
72.5°	140.4	136.5	130.8	132.7	142.3	142.3	148.1	157.7	194.2	265.4	355.8
75°	121.2	117.3	111.5	111.5	113.5	115.4	117.3	121.2	123.1	126.9	142.3
77.5°	100.0	96.2	90.4	90.4	88.5	90.4	94.2	96.2	92.3	100.0	101.9
80°	76.9	71.2	69.2	69.2	67.3	65.4	65.4	65.4	67.3	71.2	73.1
82.5°	48.1	44.2	46.2	44.2	42.3	42.3	42.3	42.3	44.2	44.2	48.1
85°	23.1	23.1	25.0	23.1	19.2	19.2	17.3	15.4	17.3	15.4	19.2
87.5°	0.0	0.0	0.0	0.0	0.0	0.0	0.0	0.0	0.0	0.0	1.9
90°	0.0	0.0	0.0	0.0	0.0	0.0	0.0	0.0	0.0	0.0	0.0



REPORT NUMBER: P228759

CATALOG NUMBER: ISS-AF-1200-LED-E1-RW-7030

CANDELA DISTRIBUTION (continued):

	52.5°	55°	57.5°	60°	62.5°	65°	67.5°	70°	72.5°	75°	77.5°
0°	661.6	661.6	661.6	661.6	661.6	661.6	661.6	661.6	661.6	661.6	661.6
2.5°	657.7	661.6	659.6	661.6	657.7	661.6	655.8	661.6	659.6	661.6	657.7
5°	663.5	669.3	663.5	671.2	663.5	671.2	663.5	671.2	665.4	671.2	663.5
7.5°	669.3	680.8	673.1	682.7	673.1	684.6	673.1	684.6	677.0	686.6	673.1
10°	680.8	694.3	682.7	694.3	682.7	696.2	682.7	698.1	686.6	702.0	684.6
12.5°	690.4	705.8	694.3	709.7	692.3	713.5	696.2	719.3	700.0	723.1	700.0
15°	703.9	723.1	711.6	728.9	711.6	734.7	713.5	740.4	719.3	744.3	719.3
17.5°	723.1	744.3	728.9	750.0	730.8	755.8	732.7	761.6	740.4	765.4	740.4
20°	750.0	767.3	752.0	775.0	753.9	777.0	757.7	780.8	763.5	786.6	763.5
22.5°	780.8	796.2	784.7	798.1	778.9	798.1	778.9	798.1	784.7	803.9	784.7
25°	815.4	827.0	813.5	827.0	809.7	825.0	807.7	823.1	809.7	827.0	813.5
27.5°	861.6	867.4	852.0	863.5	842.3	857.7	838.5	853.9	840.4	855.8	846.2
30°	911.6	917.4	902.0	909.7	886.6	896.2	875.0	888.5	877.0	888.5	882.7
32.5°	967.4	975.0	957.7	961.6	942.4	944.3	927.0	932.7	923.1	927.0	925.0
35°	1030.8	1040.4	1021.2	1027.0	1005.8	1005.8	990.4	988.5	984.7	980.8	980.8
37.5°	1111.6	1115.4	1100.1	1100.1	1075.1	1075.1	1055.8	1055.8	1048.1	1040.4	1036.6
40°	1200.1	1202.0	1177.0	1175.1	1150.1	1150.1	1128.9	1123.1	1109.7	1100.1	1094.3
42.5°	1294.3	1292.4	1255.8	1259.7	1223.1	1225.1	1198.1	1192.4	1178.9	1167.4	1155.8
45°	1390.5	1382.8	1346.2	1344.3	1302.0	1303.9	1271.2	1267.4	1248.1	1236.6	1223.1
47.5°	1488.5	1484.7	1444.3	1434.7	1390.5	1388.5	1346.2	1346.2	1327.0	1315.4	1302.0
50°	1590.5	1588.5	1542.4	1536.6	1490.5	1482.8	1432.8	1432.8	1409.7	1405.8	1386.6
52.5°	1702.0	1694.3	1644.3	1642.4	1598.2	1592.4	1538.5	1534.7	1500.1	1498.2	1477.0
55°	1811.6	1798.2	1765.5	1750.1	1705.9	1703.9	1655.9	1646.2	1602.0	1602.0	1575.1
57.5°	1911.6	1900.1	1873.2	1859.7	1817.4	1811.6	1759.7	1759.7	1721.2	1719.3	1690.5
60°	2015.5	2019.3	1990.5	1984.7	1944.3	1942.4	1890.5	1890.5	1852.0	1850.1	1817.4
62.5°	2104.0	2142.4	2130.9	2134.7	2100.1	2094.3	2042.4	2038.6	1994.3	1988.6	1961.6
65°	2017.4	2152.0	2238.6	2296.3	2292.4	2290.5	2240.5	2232.8	2177.0	2161.6	2117.4
67.5°	1694.3	1869.3	2027.0	2200.1	2327.0	2423.2	2452.0	2440.5	2392.4	2348.2	2294.3
70°	1134.7	1336.6	1536.6	1752.0	1969.3	2180.9	2398.2	2492.4	2592.4	2557.8	2548.2
71°	863.5	1071.2	1271.2	1498.2	1728.9	1963.6	2230.9	2342.4	2544.4	2542.4	2594.4
72.5°	486.6	671.2	884.7	1082.7	1300.1	1542.4	1817.4	1940.5	2230.9	2288.6	2438.6
75°	155.8	213.5	282.7	446.2	580.8	802.0	1005.8	1128.9	1321.2	1417.4	1627.0
77.5°	103.9	115.4	119.2	138.5	155.8	221.2	300.0	367.3	403.9	423.1	444.3
80°	75.0	80.8	84.6	94.2	96.2	107.7	107.7	119.2	117.3	125.0	119.2
82.5°	48.1	53.8	55.8	59.6	61.5	69.2	73.1	80.8	80.8	84.6	82.7
85°	23.1	26.9	26.9	30.8	30.8	36.5	36.5	42.3	42.3	48.1	46.2
87.5°	1.9	1.9	1.9	3.8	3.8	3.8	5.8	7.7	7.7	7.7	7.7
90°	0.0	0.0	0.0	0.0	0.0	0.0	0.0	0.0	0.0	0.0	0.0



REPORT NUMBER: P228759

CATALOG NUMBER: ISS-AF-1200-LED-E1-RW-7030

CANDELA DISTRIBUTION (continued):

	80°	82.5°	85°	87.5°	90°
0°	661.6	661.6	661.6	661.6	661.6
2.5°	663.5	661.6	663.5	659.6	663.5
5°	673.1	665.4	675.0	665.4	675.0
7.5°	688.5	678.9	690.4	675.0	688.5
10°	702.0	688.5	703.9	688.5	702.0
12.5°	725.0	703.9	728.9	703.9	728.9
15°	748.1	723.1	753.9	727.0	752.0
17.5°	769.3	746.2	775.0	748.1	773.1
20°	788.5	767.3	792.3	765.4	792.3
22.5°	807.7	794.3	813.5	794.3	813.5
25°	832.7	823.1	836.6	823.1	836.6
27.5°	861.6	857.7	865.4	855.8	867.4
30°	894.3	896.2	898.1	896.2	900.0
32.5°	934.7	944.3	940.4	940.4	940.4
35°	990.4	1007.7	996.2	1000.0	998.1
37.5°	1042.4	1067.4	1052.0	1057.7	1053.9
40°	1100.1	1117.4	1113.5	1113.5	1109.7
42.5°	1163.5	1184.7	1178.9	1180.8	1177.0
45°	1232.8	1252.0	1244.3	1242.4	1244.3
47.5°	1311.6	1332.8	1323.1	1321.2	1323.1
50°	1394.3	1419.3	1411.6	1407.8	1411.6
52.5°	1484.7	1515.5	1511.6	1507.8	1513.5
55°	1590.5	1619.3	1615.5	1619.3	1621.2
57.5°	1696.2	1728.9	1721.2	1730.9	1734.7
60°	1828.9	1848.2	1850.1	1852.0	1853.9
62.5°	1963.6	1971.3	1977.0	1982.8	1984.7
65°	2119.3	2121.3	2125.1	2119.3	2125.1
67.5°	2269.3	2255.9	2254.0	2259.7	2263.6
70°	2502.0	2502.0	2482.8	2509.7	2486.7
71°	2532.8	2569.4	2527.0	2586.7	2523.2
72.5°	2382.8	2450.1	2402.0	2455.9	2392.4
75°	1657.8	1813.6	1811.6	1888.6	1827.0
77.5°	459.6	430.8	459.6	396.2	378.9
80°	125.0	113.5	123.1	103.9	117.3
82.5°	82.7	71.2	69.2	55.8	59.6
85°	48.1	36.5	36.5	28.8	30.8
87.5°	7.7	1.9	7.7	3.8	5.8
90°	0.0	0.0	0.0	0.0	0.0

(END OF REPORT)